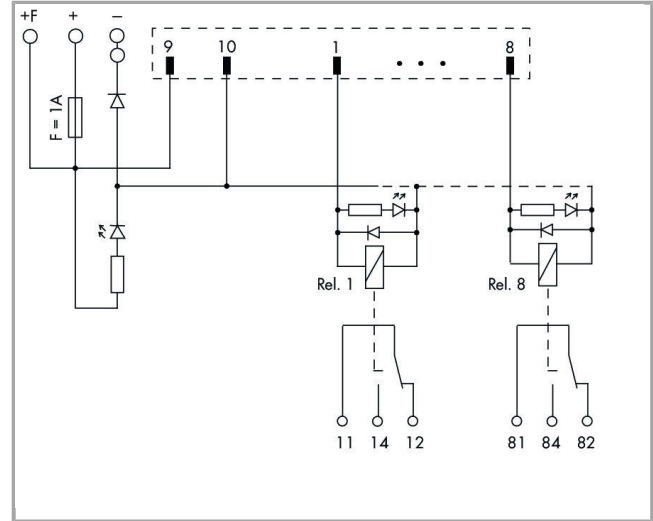



**Data sheet | Item number: 704-5003**

Interface module for system wiring; Pluggable connector per DIN 41651;  
Male connector; 10-pole; 8-channel relay output; 1 changeover contact; 1 x  
cut-out; Triple-deck PCB terminal blocks; in mounting carrier

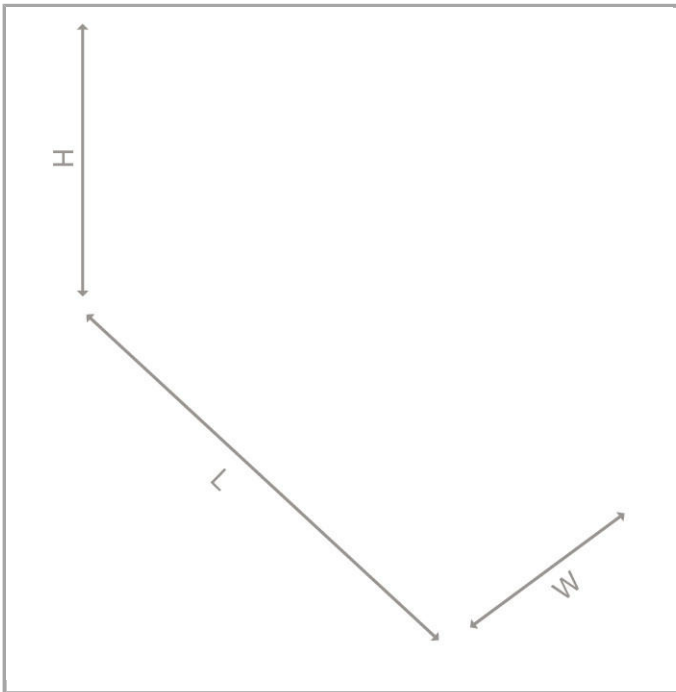


704-5003



RoHS   
Compliant

[BOMcheck.net](https://www.bomcheck.net)



## Data

### Electrical data

In-/Outputs	8-channel relay output
Nominal operating voltage	DC 24 V
Operating voltage range	±10 %
Number of changeover/switchover contacts	1
Contact material (relay)	AgSnO <sub>2</sub>
Limiting continuous current	5 A
Max. switching voltage	AC 250 V; DC 48 V
Max. switching power (resistive)	AC 1,250 VA; DC 50 W
Mechanical life (N.O.; resistive load; 23 °C)	10 x 10 <sup>6</sup> switching operations
Status indication	LED green (channel) LED yellow (power supply)
Internal fuse	Supply: 1 A; Relay output: -
WAGO elementary relay	857-152

### Safety and protection:

Rated voltage	50 V
Rated impulse voltage	0.8 kV
Dielectric strength, control/load circuit (AC, 1 min)	4 kVrms
Dielectric strength, load/load circuit (AC, 1 min)	1 kVrms

## Connection data

No. of poles	10
Connection type (1)	System
No. of poles 1	10
Pluggable connector	Pluggable connector per DIN 41651; male connector
Mating direction	Vertical
Connection type (2)	Field
No. of poles 2	24
Design 2	PCB terminal blocks, 3-deck
Connection technology 2	CAGE CLAMP®
WAGO terminal 2	WAGO 737 Series
Solid conductor (2)	0.08 ... 2.5 mm <sup>2</sup> / 28 ... 12 AWG
Strip length (2)	5 ... 6 mm / 0.2 ... 0.24 inch
Connection type (3)	Supply
No. of poles 3	4
Design 3	PCB terminal blocks
Connection technology 3	CAGE CLAMP®
WAGO terminal 3	WAGO 236 Series
Solid conductor (3)	0.08 ... 2.5 mm <sup>2</sup> / 28 ... 12 AWG
Fine-stranded conductor (3)	0.08 ... 2.5 mm <sup>2</sup> / 28 ... 12 AWG
Strip length (3)	5 ... 6 mm / 0.2 ... 0.24 inch
Note (conductor cross-section)	12 AWG: THHN, THWN

## Geometrical Data

Width	70 mm / 2.756 inch
Height from upper-edge of DIN-35 rail	65 mm / 2.559 inch
Depth	105 mm / 4.134 inch

## Mechanical data

Type of mounting	DIN-35 rail
Housing design	Mounting carrier

## Material Data

Contact material (relay)	AgSnO <sub>2</sub>
Fire load	0 MJ
Weight	230 g

## Environmental Requirements


Surrounding air (operating) temperature	-25 ... 40 °C
Surrounding air (storage) temperature	-40 ... 70 °C
Relative humidity	≤ 85% (non condensing)

## Commercial data






Product Group	30 ()
Country of origin	FR
GTIN	4045454980092
Customs Tariff No.	85369010000

## Compatible products




### General accessories

	<b>Item no.: 857-152</b> Basic relay; Nominal input voltage: 24 VDC; 1 changeover contact; Limiting continuous current: 6 A; Module width: 5 mm; Module height: 15 mm	857-152
---	--	---------

### Marking accessories

	<b>Item no.: 2009-110</b> Marking strips; on reel; not stretchable; plain; snap-on type	2009-110
	<b>Item no.: 709-177</b> Marking strips; on reel; 7.5 mm wide; not stretchable; plain; snap-on type	709-177
	<b>Item no.: 709-178</b> Marking strips; on reel; 7.5 mm wide; not stretchable; plain; snap-on type	709-178
	<b>Item no.: 709-196</b> Marking strips; for laser printer	709-196
	<b>Item no.: 709-198</b> Marking strips	709-198

### wiring and connectors

	<b>Item no.: 706-100/1301-200</b> Connection cable; 10-pole; Pluggable connector per DIN 41651; open-ended; Length: 2 m; Conductor cross-section: 0.14 mm <sup>2</sup> ; UR components	706-100 / 1301-200
	<b>Item no.: 706-2300/201-100</b> System cable; for Siemens S7-300; 8 digital outputs; Length: 1 m (1 MOhm); Conductor cross-section: 0.14 mm <sup>2</sup>	706-2300 / 201-100
	<b>Item no.: 706-2300/201-200</b> System cable; for Siemens S7-300; 8 digital outputs; Length: 2 m; Conductor cross-section: 0.14 mm <sup>2</sup>	706-2300 / 201-200



**Item no.: 706-2300/201-300**

System cable; for Siemens S7-300; 8 digital outputs; Length: 3 m; Conductor cross-section: 0.14 mm<sup>2</sup>

706-2300

/ 201-300



**Item no.: 706-7753/300-100**

System cable; for WAGO-I/O-SYSTEM, 753 Series; 8 digital inputs or outputs; Length: 1 m (1 MOhm); Conductor cross-section: 0.14 mm<sup>2</sup>

706-7753

/ 300-100



**Item no.: 706-7753/300-200**

System cable; for WAGO-I/O-SYSTEM, 753 Series; 8 digital inputs or outputs; Length: 2 m; Conductor cross-section: 0.14 mm<sup>2</sup>

706-7753

/ 300-200



**Item no.: 706-7753/302-100**

System cable; for WAGO-I/O-SYSTEM, 753 Series; 8 digital inputs and 8 digital outputs; Length: 1 m (1 MOhm); Conductor cross-section: 0.14 mm<sup>2</sup>

706-7753

/ 302-100



**Item no.: 706-7753/302-200**

System cable; for WAGO-I/O-SYSTEM, 753 Series; 8 digital inputs and 8 digital outputs; Length: 2 m; Conductor cross-section: 0.14 mm<sup>2</sup>

706-7753

/ 302-200

## Downloads

### Documentation

#### Bid Text

704-5003	Apr 4, 2012	doc	Download
Interface Bausteine		23.0 kB	

#### Additional Information

Disposal; Electrical and electronic equipment, Packaging	V 1.0.0	pdf	Download
		265.8 kB	

Subject to changes.